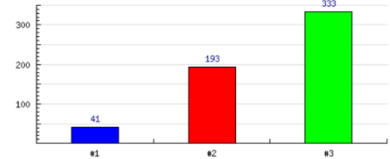


Fall 2012 Communications Survey

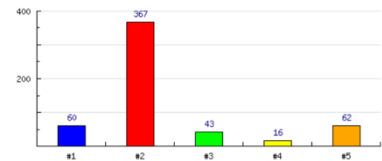
1. Please rate your overall satisfaction with the communications you get from the school and district? 567 Responses

1 Very Dissatisfied	41	(7.2%)
2 Somewhat Satisfied	193	(34.0%)
3 Very Satisfied	333	(58.7%)



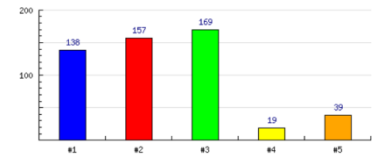
2. What method of communication do you prefer? 548 Responses

1 Email	60	(10.9%)
2 Phone	367	(67.0%)
3 Text	43	(7.8%)
4 Web Site	16	(2.9%)
5 Letter	62	(11.3%)



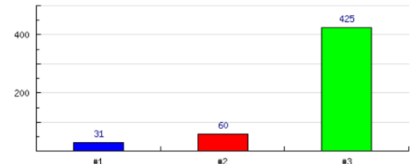
3. Do you use infinite campus to follow your child's progress and attendance in school? 522 Responses

1 yes	138	(26.4%)
2 no	157	(30.1%)
3 you are unaware this was available	169	(32.4%)
4 you would like to but need trained	19	(3.6%)
5 you are not interested in this feature	39	(7.5%)



4. What is your opinion on the number of calls you get from our calling system? 516 Responses

1 too many	31	(6.0%)
2 not enough	60	(11.6%)
3 about right	425	(82.4%)



5. Please rate the communications you get from your child's teacher and/or principal. 507 Responses

1 Very Dissatisfied	56	(11.0%)
2 Somewhat Satisfied	182	(35.9%)
3 Very Satisfied	269	(53.1%)

